CUTTING LINE
SMARTCUT

MODEL	SMARTCUT-1250
Max width (mm)	1250
Steel thickness min-max	0,4 - 1,25 mm (350 N/mm2) traction (550 N/mm2)
Aluminum thickness min-max	0,4 - 2,50 mm (180 N/mm2) traction (250 N/mm2)
Stainless steel thickness min-max	0,4 - 0,8 mm (250 N/mm2) traction (650 N/mm2)
No. and Ø of straightening rollers (mm)	5 rollers (3+2) Ø90
No. and Ø traction rollers (mm)	2 rollers Ø90
Advance accuracy (mm)	± 0.1
Speed in continuous (m/mm)	30
Strokes per minute (s.p.m.)	30
Power (Kw)	10
Voltage / Phase	380 tri. / 50 Hz

KEY POINTS:

Line composed of: Vertical decoiler with mechanical or hydraulic expansion / EMAE compact straightener-feeder / Shear unit. All mounted on a single base frame with perimeter safety fencing according to CE regulations.

DECOILER

- With brake and mechanical expansion (3T) or hydraulic expansion (5-8-10Tn).
- Coil weight: 3000 / 5000 / 8000 / 10000 kg.
- Coil clamping via 6 adjustable side arms according to width.
- Min-max Inner ⌀: 425-525 mm (depending on model).
- Max Outer ⌀: 1400 / 1600 / 1800 / 2000 mm.
- Manual / auto brake adjustment (depending on model).

EMAE

- Steel treated with surface hardness 60-62 HRC.
- 2 drive rollers, 5 straightening rollers (3+2). All Ø 90.
- External encoder.
- Main transmission via gearbox; gear and spindle transmission between rollers.
- Manual adjustment of upper rollers.
- Micrometric reading of straightening penetration.
- Side guides and entry support rollers for material handling.
- Digital servo-controller for feed length repeatability processes.
- Manual pull-through feeding system without loop.
- Closed head.
- Manual top feeding system.

SHEAR UNIT

- Mechanical shear model: CM-1200.
- Built with a welded and stabilized monoblock steel structure.
- Driven by a gear motor and clutch system.
- Cutting transmission via eccentric and connecting rod system.
- Blade holder carriage mounted on adjustable hardened and ground guides.
- Adjustable blades with 4 cutting edges.
- Constant and uniform cutting pressure.
- Cutting angle: 2°
- Motor power: 3 kW

ELECTRONIC CONTROL:

Separate from the feeder, with all necessary elements for its operation, as well as individual protection elements and control panel for manual threading of the material into the die with forward/reverse and piloting function. Control: DELTA.

Color LCD touch screen	Programmable speed in %
Programmable feed length up to 9999 mm	Main switch and emergency stop
Diagnosis and visualization of error messages	Adjustable operating parameters
Partial / total piece counter	Control for material threading
Automatic – manual selector	

COLORS:

RAL 5010 Blue / **RAL 9018** Grey
(Standard LARA color included; specify if another is required).

OPTIONALS:

Control program: Sequential	Scrap baller (Single unit)
Pneumatic hold-down arm	Film applicator (Single unit)
EMAE feeding intoduction system	Scissor lift collection table (6 m)
Motorized decoiler	Roller collection table
Slitting (1.25 mm steel / Standard 2 blade sets (3 pieces))	Coil loading car

THE MANUFACTURER RESERVES THE RIGHT TO MAKE NECESSARY TECHNICAL MODIFICATIONS FOR THE PROPER FUNCTIONING OF THE MACHINES.

CUTTING LINE
POWERCUT

MODEL	POWERCUT-1250	POWERCUT-1500
Max width (mm)	1250	1500
Steel thickness max	3.5 mm (350 N/mm2) traction (550 N/mm2)	
Aluminum thickness max	4.5 mm (180 N/mm2) traction (250 N/mm2)	
Stainless steel thickness max	2.5 mm (250 N/mm2) traction (650 N/mm2)	
Section (mm²)	5250	
No. and Ø of straightening rollers (mm)	7 rollers (4+3) Ø100	
No. and Ø traction rollers (mm)	4 rollers Ø100	
Advance accuracy (mm)	± 0.1	
Speed in continuous (m/mm)	30	
Strokes per minute (s.p.m.)	15	
Power (Kw)	30	
Voltage / Phase	380 tri. / 50 Hz	

KEY POINTS:

Line composed of: Vertical motorized decoiler with hydraulic expansion / Motorized hydraulic snubber arm / Compact straightener-feeder EMAE / Shear unit. Machine assembly with perimeter safety fencing according to CE regulations.

DECOILER

- Motorized with hydraulic expansion.
- Coil weight: 5000 / 8000 / 10000 / 15000 Kg.
- Coil fastening via 6 lateral arms adjustable according to width.
- Max.-min. inner ⌀: 425-525 mm (depending on model).
- Max. outer ⌀: 1400 / 1600 / 1800 / 2000 mm.
- Automatic speed control.

EMAE

- Steel treated with surface hardness 60-62 HRC.
- 4 drive rollers, 7 straightening rollers (4+3). All Ø 100.
- External encoder.
- Main transmission via gearbox; gear and spindle transmission between rollers.
- Manual adjustment of upper rollers.
- Micrometric reading of straightening penetration.
- Side guides and entry support rollers for material handling.
- Digital servo-controller for feed length repeatability processes
- Hydraulic feeding system with ramps and motorized bottom wheel.
- Cocodrile-type opening of the head.
- Bottom / dual feeding system.



SHEAR UNIT

- Hydraulic shear model : CHCD-3000.
- Built with a welded and stabilized monoblock steel structure.
- Driven by hydraulic cylinders.
- Blade holder carriage mounted on adjustable hardened and ground guides.
- Adjustable blades with 4 cutting edges.
- Constant and uniform cutting pressure.
- Cutting angle: 2 º
- Hydraulic pressure: 160 bars.

ELECTRONIC CONTROL:

Separate from the feeder, with all necessary elements for its operation, as well as individual protection elements and control panel for manual threading of the material into the die with forward/reverse and piloting function. Control: SIEMENS | BOSCH REXROTH.

CUTTING LINE
POWERCUT

Color LCD touch screen	Programmable speed in %
Programmable feed length up to 9999 mm	Main switch and emergency stop
Diagnosis and visualization of error messages	Adjustable operating parameters
Partial / total piece counter	Control for material threading
Automatic – manual selector	

COLORS:

RAL 5010 Blue / **RAL 9018** Grey
(Standard LARA color included; specify if another is required).

OPTIONALS:

Control program: Sequential	Scissor lift collection table (6 m)
Scrap baller (Single unit)	Roller collection table
Film applicator (Single unit)	
Slitting (3.5 mm steel / Standard 2 blade sets (3 pieces))	

THE MANUFACTURER RESERVES THE RIGHT TO MAKE NECESSARY TECHNICAL MODIFICATIONS FOR THE PROPER FUNCTIONING OF THE MACHINES.



CUTTING LINE
MASTERCUT

MODEL	MASTERCUT-1250	MASTERCUT-1500
Max width (mm)	1250	1500
Steel thickness max	2 mm (350 N/mm2) traction (550 N/mm2)	
Aluminum thickness max	3 mm (180 N/mm2) traction (250 N/mm2)	
Stainless steel thickness max	1.5 mm (250 N/mm2) traction (650 N/mm2)	
Section (mm²)	3000	
No. and Ø of straightening rollers (mm)	7 rollers (4+3) Ø90	
No. and Ø traction rollers (mm)	4 rollers Ø90	
Advance accuracy (mm)	± 0.1	
Speed in continuous (m/mm)	30	
Strokes per minute (s.p.m.)	30	
Power (Kw)	15	
Voltage / Phase	380 tri. / 50 Hz	

KEY POINTS:

Line composed of: Vertical motorized decoiler with hydraulic expansion / Pneumatic snubber arm / Compact straightener-feeder EMAE / Shear unit. All mounted on a single base frame with perimeter safety fencing according to CE regulations.

DECOILER

- Motorized with hydraulic expansion.
- Coil weight: 5000 / 8000 / 10000 / 15000 Kg.
- Coil fastening via 6 lateral arms adjustable according to width.
- Max.-min. inner ⌀: 425-525 mm (depending on model).
- Max. outer ⌀: 1400 / 1600 / 1800 / 2000 mm.
- Automatic speed control.

EMAE

- Steel treated with surface hardness 60-62 HRC.
- 4 drive rollers, 7 straightening rollers (4+3). All Ø 90.
- External encoder.
- Main transmission via gearbox; gear and spindle transmission between rollers.
- Manual adjustment of upper rollers.
- Micrometric reading of straightening penetration.
- Side guides and entry support rollers for material handling.
- Digital servo-controller for feed length repeatability processes.
- Pneumatic feeding system with ramp.
- Cocodrile-type opening of the head.

SHEAR UNIT

- Mechanical shear model: CM-1600.
- Built with a welded and stabilized monoblock steel structure.
- Driven by a gear motor and clutch system.
- Cutting transmission via eccentric and connecting rod system.
- Blade holder carriage mounted on adjustable hardened and ground guides.
- Adjustable blades with 4 cutting edges.
- Constant and uniform cutting pressure.
- Cutting angle: 2°
- Motor power: 5 kW

ELECTRONIC CONTROL:

Separate from the feeder, with all necessary elements for its operation, as well as individual protection elements and control panel for manual threading of the material into the die with forward/reverse and piloting function. Control: DELTA.

Color LCD touch screen	Programmable speed in %
Programmable feed length up to 9999 mm	Main switch and emergency stop
Diagnosis and visualization of error messages	Adjustable operating parameters
Partial / total piece counter	Control for material threading
Automatic – manual selector	

COLORS:

RAL 5010 Blue / **RAL 9018** Grey
(Standard LARA color included; specify if another is required).

OPTIONALS:

Control program: Sequential	Scrap baller (Single unit)
Hydraulic hold-down arm	Film applicator (Single unit)
EMAE hydraulic feeding intoduction system	Scissor lift collection table (6 m)
Coil loading car	Roller collection table
Slitting (2 mm steel / Standard 2 blade sets (3 pieces))	

THE MANUFACTURER RESERVES THE RIGHT TO MAKE NECESSARY TECHNICAL MODIFICATIONS FOR THE PROPER FUNCTIONING OF THE MACHINES.

CUTTING LINE
INDUSTRIALCUT

MODEL	INDUSTRIALCUT
Max width (mm)	200 - 1000
Steel thickness min-max	0.5 – 12
Aluminum thickness min-max	0.5 - 15
Stainless steel thickness min-max	0.5 - 8
Section (mm²)	6000
No. and Ø of straightening rollers (mm)	7 rollers (4+3) Ø100
No. and Ø traction rollers (mm)	4 rollers Ø100
Advance accuracy (mm)	± 0.1
Speed in continuous (m/mm)	30 - 60
Strokes per minute (s.p.m.)	10 - 30
Power (Kw)	2.2 - 60
Voltage / Phase	380 tri. / 50 Hz

KEY POINTS:

Line composed of: Vertical decoiler with mechanical or hydraulic expansion / Pneumatic or hydraulic snubber arm / Compact straightener-feeder EMAE / Shear unit. Machine assembly with perimeter safety fencing according to CE regulations.

DECOILER	○ Mechanical or hydraulic expansion (depending on model). ○ Coil weight: Up to 25 Tn. ○ Coil clamping via 6 adjustable side arms according to width. ○ Min-max Inner ⌀: 425-525 mm (depending on model). ○ Max Outer ⌀: 1400 / 1600 / 1800 / 2000 mm. ○ Automatic adjustment by dual laser.
EMAE	○ Steel treated with surface hardness 60-62 HRC. ○ 4 drive rollers, 7 straightening rollers (4+3). All Ø 100. ○ External encoder. ○ Main transmission via gearbox; gear and spindle transmission between rollers. ○ Manual adjustment of upper rollers. ○ Micrometric reading of straightening penetration. ○ Side guides and entry support rollers for material handling. ○ Digital servo-controller for feed length repeatability processes ○ Pneumatic feeding system with ramp. ○ Cocodrile-type opening of the head.
SHEAR UNIT	○ Hydraulic shear model : CHCD-6000. ○ Built with a welded and stabilized monoblock steel structure. ○ Driven by hydraulic cylinders. ○ Blade holder carriage mounted on adjustable hardened and ground guides. ○ Adjustable blades with 4 cutting edges. ○ Constant and uniform cutting pressure. ○ Cutting angle: 2’5 º ○ Hydraulic pressure: 160 bars.



ELECTRONIC CONTROL:

Separate from the feeder, with all necessary elements for its operation, as well as individual protection elements and control panel for manual threading of the material into the die with forward/reverse and piloting function. Control: DELTA o SIEMENS | BOSCH REXROTH (depending on model).

CUTTING LINE
INDUSTRIALCUT

Color LCD touch screen	Programmable speed in %
Programmable feed length up to 9999 mm	Main switch and emergency stop
Diagnosis and visualization of error messages	Adjustable operating parameters
Partial / total piece counter	Control for material threading
Automatic – manual selector	

COLORS:

RAL 5010 Blue / **RAL 9018** Grey

(Standard LARA color included; specify if another is required).

OPTIONALS:

Control program: Sequential	Scrap baller (Single unit)
Secondary hydraulic hold-down arm	Film applicator (Single unit)
Motorized hydraulic hold-down arm	Cones coil clamping system
EMAE hydraulic feeding intoduction system	Scissor lift collection table (6 m)
Coil loading car	Roller collection table
Motorized loading car with decoiler displacement	
Head with 9 straightening rollers (5+4)	
Motorized adjustment for material width and thickness	
Pneumatic shear for thicknesses up to 2 mm (Mod. CNB-300)	
Slitting (2 mm steel / Standard 2 blade sets (3 pieces) – (only up to 3 mm))	

THE MANUFACTURER RESERVES THE RIGHT TO MAKE NECESSARY TECHNICAL MODIFICATIONS FOR THE PROPER FUNCTIONING OF THE MACHINES.