


# TX3

Professional Heavy-duty Tube Laser Cutting Machine

## YOUR TRUSTED LASER CUTTING SOLUTION FOR HEAVY TUBE & PROFILES



Cutting Head

**3D (Optional)**

Laser Power

**6-20kW**

Max Diameter

**14.17"**

Max Single Tube Weight

**3527 lbs**

### PRODUCT OVERVIEW


Designed for Heavy-duty Tubes and Profiles



HSG TX3 designed to process heavy tubes up to 14.17" in diameter and weighing up to 3527 lbs, the TX3 excels in applications requiring robust cutting capabilities, such as construction, aerospace, energy, and transportation. Its advanced automation features and cutting-edge technology ensure seamless integration into modern production lines.

### TYPICAL PROCESSING

High Processing Efficiency, Strong Processing Capability




With the HSG unique intelligent chucks, tubes can be manufactured across the entire clamping range from 0.787" to 14.17" without the need for retooling. The chuck has good sealing, avoids cutting smoke and slag pollution, and ensures the stability of the equipment and the long service life.

**SAVE YOUR COST**

## Easily Process Tubes and Open Profiles

Engineered for versatility, TX3 supports cutting round, square, and complex profiles such as channel steel, angle iron, and I-beams, etc. Meeting diverse production demands with ease.



**SAVE YOUR MATERIAL**


## HSG Zero Tailing Technology (Optional)



HSG's advanced multi-chuck reversig technology eliminates tailing during heavy tube cutting, optimizing material utilization, minimizing waste, and delivering significant cost savings.

**SAVE YOUR TIME**


## Rear Chuck Through-hole Structure for Long Tubes Processing



Through-hole chuck design eliminates length limits — handling 12-meter or even longer tubes effortlessly.

**SAVE YOUR COST**


## 0-45° Bevel Cutting (Optional)



TX3 offers flexible cutting within a  $\pm 45^\circ$  bevel range, enabling precise joint preparation. This reduces the need for additional processing steps, saving both time and labor.

**SAVE YOUR TIME**

## Streamline Your Workflow with Automation (Optional)



Automatic loading and unloading of heavy tubes, efficient and time saving, shorten production preparation time. Greatly improves operational safety, saves labor and reduces costs.

### TECHNICAL PARAMETERS

Model	TX3
Laser Power	6-20KW
Chuck Clamping Range of Round Tube / Square Tube	$\phi 0.787''-14.17''$ / $\square 0.787'' \times 0.787''-\square 14.17'' \times 14.17''$
Weight of Single Tube	3527 lbs
Chuck Speed	60 rpm
Max. Linkage Speed	262.47'/min
Maximum Acceleration	0.8G

\*Information and images are for reference only. Final specifications and terms are subject to the contract and may change without notice.