

## AUTOMATIC DOUBLE MITER BANDSAW



*Carif 260 AUTO is the most compact automatic bandsaw on the market, with a footprint of only 17sq ft.*

*Designed to minimize setup time and be easy to operate, quick to switch between semi-automatic and automatic cutting mode. Possibility of Double miter up to +60°/-45°.*

*Integrated with modern and intuitive 4.0 software for easy creation of cutting lists and transfer of cutting programs.*

*The 260 AUTO is the perfect solution for any workshop/welding shop, handling a wide variety of jobs—from small quantities to larger production batches.*

### Standard Features:



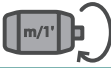


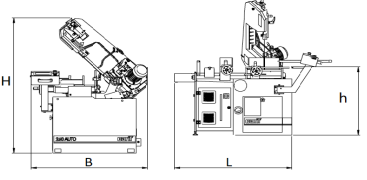
- Carif Patented Hydraulic system for a smooth set of the **bow feed** and **cutting pressure** **Thanks to this system the blade regularly descends, penetrating the material with a constant auto-regulation for every material type, section and thickness.**
- Feed system powered by stepper motor with encoder integrated for precise multiple cuts (accuracy 0.004")
- Electronic Speed variator 2.4HP 460V\_60hz; Speed range 49÷328 ft/min
- Swing Arm console integrated with a 7" touch screen.
- User-friendly multilingual software with two working modes (Semi\_automatic and fully Automatic). Easy creation of cutting lists with an unlimited number of programs that can be saved by part name or code.
- USB and LAN connection to transfer programs. Carif Software 4.0 for remote monitoring.
- Double Miter cut -45°/+60° in Semi-Automatic and -45°/+45° in Automatic mode. Manual rotation. Two conical bearings in the head casting support ensure smooth, stable movement, independent of the planes on which the material is placed.
- Potentiometer to automatic memorize the saw head, start cutting position.
- Blade sensor. In case the blade breaks/slippers the machine stops after few seconds.
- Sensor for detecting the end of the material during the automatic cycle.
- 3.3ft input roller table (ST) connected to the machine.
- Measuring hard stop L=20" for Semi\_automatic cuts.
- Wide Plans for piece support for a comfortable and practical cutting area.
- Complete coolant equipment of 13gal. tank with electro-pump 3ph. inside the basement.
- Large chips tank for an easy cleaning in the machine basement.

## CUTTING CAPACITY

⊘				▧				▧ L x H			
90°	-45°	+45°	[*]+60°	+90°	-45°	+45°	[*]+60°	+90°▲	-45°	+45°	[*]+60°
8.7"	5.1"	5.9"	3.5"	8"	4"	5.9"	3.1"	10.2" x 5.9" h	4.7" x 4" h	5.9" x 4" h	3.5" x 2.4" h


**NOTE:** In Automatic cutting cycle, the maximum dimensions indicated can decrease when moving long and non-linear bar.  
 \* MITER CUT +60° ONLY IN SEMI\_AUTOMATIC MODE

## TECHNICAL FEATURES

								
Inches	HP	Ft/min	Inches	Lbs	B	L	H	h
96-1/2" x 1" x .035"	Blade motor 2,4 Coolant pump 0,12	Electronic Variator 49÷328	10.2"	1330	49,5"	50"	65"	32,7"

## Optional

- Mist air/oil system with a tank capacity 0.8Gal.
- Laser indicating the blade line on the material.
- LED working light.
- Chute for cut pieces.
- Set of mechanical top clamps.
- Transformer 575V or 220V.



## Roller Tables & Measuring Device

- Roller table type "A" (2 legs) L= 3.3Ft - W= 15.7" - 2000 Lb
  - Roller table type "B" (1 leg, the B type can be connected to ST or A type) L= 3.3Ft - W=15.7" - 2000 Lb
  - Plan type "C" for connection table type "A" to the machine
- 
- CARIF DMS - Digital Measuring System: Starting L= 7.5 Ft (extendable L= 10.8'; 14'; 17'; 20.6')

